



ACE BACKSTAGE CO INC

Stage Pocket Systems Connectivity

24846 Avenue Rockefeller | Suite 200 | Valencia, CA 91355

Telephone: 661-295-5760

Email: orders@acebackstage.com | Website: www.acebackstage.com

DATA SHEET

Stage Pocket

Data Spec Sheet

Revision: 1B.134-334

Model Name: SUPER DOUBLEWIDE STAGE POCKET



Horizontal Panel



UL Listed



CONNECTRIX



DESIGN FEATURES:

Designed for extra large capacity, the Super Double Wide Stage Pocket uses horizontal panel brackets to provide 2 times the connectivity capacity compared to the similarly sized Double Wide Stage Pocket. Connectivity is protected under the heavy duty 16" lid allowing cables to neatly emerge onto the floor through the cable way slot. Two unique hinged slot closure devices are fixed to the bezel and can be set to block the cable exit when the pocket is not in use.

The complete Super Double Wide Pocket System incorporates (3) sub-assemblies, allowing for just in time delivery at each phase of construction. Order the 134 model number to receive both the 6" Deep Back Box Pocket Body with installed panel brackets (1) and the unique Bezel and blind-hinged Lid Assembly (2) that mates with the Pocket Body. Sub-assemblies can also be ordered separately for scheduled delivery exactly when they are needed. **CONNECTRIX** Panels and Connectors (3) are the final sub-assembly, allowing customization of up to 50 isolated **CONNECTRIX** connectors to complete this UL Listed Stage Pocket System.

CONNECTRIX panels are designed for increased capacity over electrical gang sized panels and mate with the horizontal brackets in Super Double Wide Pockets. **CONNECTRIX** panels are guaranteed to provide appropriate placement of connectors for termination, bezel indexing, and lid clearance specific to the design of Super Double Wide Pockets.

Modular, interchangeable lids can be exchanged to customize the pocket and allow the standard 3/8" cable exit to be increased to a 3/4" or 1" opening to accommodate a large amount of cables (ML). Spring loaded hinges make it easy to update the lid at any time with options to install carpet in the lid (CL) or add a locking mechanism to secure the lid closed (LL).

Welded steel construction and engineered design elements support critical stage loads. The Super Double Wide Stage Pocket has been load tested to 750 lbs with no permanent deflection when installed as a complete system.

FRAMED BEZEL OPTION:

A preferred option for solid surface floor installation, the Flush Flange Super Double Wide Pocket (134SLBK-FF) has an angled edge bezel. This modified bezel edge comes to a tapered point that sits virtually flush with wood, concrete or tile finished floors.

Standard **ACE** Pockets have a 1/8" thick flange edge that is representative of most applications.

MODEL DESCRIPTION:

Extra Large Capacity, Horizontal Panel Super Stage Pocket, with options for Lid, Finish, & Depth

*Made to order

MODEL NUMBERS	SUPER DOUBLEWIDE POCKET DESCRIPTIONS: INCLUDES 6" POCKET BACK BOX
134SLBK	Standard Flush Lid and Bezel with Black Texture Powdercoat Finish
134CLBK	Recessed Lid for Carpet and Bezel with Black Texture Powdercoat Finish
134SLCV	Standard Flush Lid and Bezel with Coppervein Powdercoat Finish
134CLCV	Recessed (Black) Lid for Carpet and Bezel in Coppervein Powdercoat Finish
*234SLBR	Solid Brass Lid and& Bezel
*234CLBR	Recessed (Black) Lid for Carpet with Solid Brass Bezel
*334SLSS	Solid Stainless Steel Lid and Bezel
*334CLSS	Recessed (Black) Lid for Carpet with Solid Stainless Steel Bezel

CAPACITY:

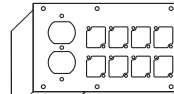
Up to (50) Connectors or Connectors and AC Duplex Options

COMPATIBLE WITH **CONNECTRIX** PANELS (8) PNL-100 Series or (4) PNL-120 Series

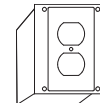
PNL-106



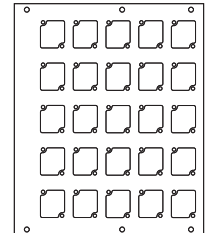
PNL-128



PE w/ SwitchBox



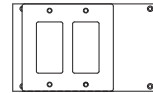
PNL-1425



PNL-106R
Rear Loading



PNL-1227



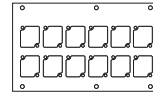
PE-MP
Use w/ ISOBBX



PNL-100



PNL-1212



IN PHASE PARTS FOR JUST IN TIME DELIVERY:

MODEL NUMBERS	BELOW FLOOR POCKET BODY FOR CONSTRUCTION PHASE INSTALLATION
#BRK104BBX	Standard 6" Deep Super DW Pocket Body with Horizontal Panel Brackets
#BRK1048BBX	Extra Deep 8" Super DW Pocket Body with Horizontal Panel Brackets
#BRK104DDBX	Super Deep 12" Super DW Pocket Body with Horizontal Panel Brackets
Pocket Bodies include multiple Knock Outs on all sides, are ASTM Zinc finished for corrosion protection & includes a disposable lid. Super Double Wide panel bracket placement is in the top of the box allowing for easy junction throughway below installed panels. Alternative placement requires additional parts. Add a W suffix to any Pocket Body to include Polyurethane Coating for moisture resistance.	

MODEL NUMBERS	ABOVE FLOOR ASSEMBLY FOR FINAL PHASE INSTALLATION
#BZ134SLBK	Standard Flush Lid & Bezel ONLY w/ Black Texture Powdercoat Finish
#BZ134CLBK	Recessed Lid for Carpet & Bezel Only w/ Black Texture Powdercoat Finish
#BZ134SLCV	Standard Flush Lid & Bezel ONLY w/ Coppervein Powdercoat Finish
#BZ134CLCV	Recessed Lid for Carpet & Bezel ONLY w/ Coppervein Powdercoat Finish



ACE BACKSTAGE CO INC

Stage Pocket Systems Connectivity

24846 Avenue Rockefeller | Suite 200 | Valencia, CA 91355

Telephone: 661-295-5760

Email: orders@acebackstage.com | Website: www.acebackstage.com

DATA SHEET

Stage Pocket

Data Spec Sheet

Revision: 1C.134-334

