


ACE BACKSTAGE CO., INC. STAGE POCKET SYSTEMS

24846 Avenue Rockefeller | Suite 200 | Valencia, CA 91355
Tel: 661-295-5760 | Fax: 661-295-1122
Email: orders@acebackstage.com | Web: www.acebackstage.com

DATA SHEET

Stage Pocket
Data Spec Sheet
Revision: 1B.124-224

Model Numbers:	#124-xyyy, #224-xyyy (xx= Lid Type and yy= Finish Type)
Model Name:	Double Wide Stage Pocket - Extra Large Capacity Standard general use Vertical Slant Panel Pocket
Model Description:	Pocket with brushed metal or powder coat finish, choice of lid, with optional panel(s) and connectors



Pocket Body is made from 16 ga. (.062") thick CRS steel.

- **SPRING LOADED HINGE PINS:** Removable spring loaded hinge pins permit easy exchange of lids for Carpet Lid (CL), Locking Lid (LL), Standard Lid (SL) and other custom application lids.

- **CABLE WAY SLOTS:** Generous 3/8" x 16" Cable Way Slots permit easy cable exit from pocket(s), even for large gauge cables. Two Cable Way Slot Closures channel closes the slot when not in use.

- **EASY INSTALLATION:** Easy installation into 8.5" x 16.5" rectangular cutout in stage floor. Open easy access from the top or back of the stage pocket allows simple connector/panel terminations.

- **DECORATOR FINISHES:** Scratch/wear resistant finish, oven cured powder coat electro-static applied inside and outside entire Double Wide Stage Pocket. Decorator neutral Antique Copper Vein and Textured Black finishes are standard. A Solid Brass Lid and Mounting Flange with a brushed finish is also available by special order.

- **RUBBER LID STOPS:** Rubber lid stops set into recessed mount cradle the lid to prevent lid rattle.

- **UL LISTED:** Double Wide Stage Pockets compliance Standard 514A file FLOOR BOX 44LK Suitable for raised floor applications.

MATERIALS

ACE Double Wide Stage Pocket Lids and Mounting Flanges are made of 1/8" (nominally 11 ga. (.120")) thick CRS steel while the Double Wide Stage Pocket Body is made from 16 ga. (.062") thick CRS steel. The exception to this is the Brass Double Wide Stage Pocket Lid and Mounting Flange which is made of 1/8" (nominally 11 ga. (.120")) thick Half Hard Solid Brass with a Stage Pocket Body made from 16 ga. (.062") thick CRS steel.

FINISHES

ACE Double Wide Stage Pockets come with a scratch/wear resistant finish, oven cured powder coat electro-static applied inside and outside the entire Double Wide Stage Pocket. Decorator neutral Antique Copper Vein and Textured Black finishes are standard. A Solid Brass Lid and Mounting Flange with a brushed finish is also available by special order.

INCLUDES

ACE Double Wide Stage Pockets Include:

- (1) Stage Pocket Body with Mounting Flange
- (1) Lid
- (2) Hinge Pins
- (2) Springs

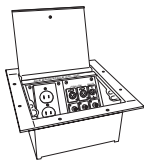
GENERAL DESCRIPTION

Ace Backstage Co. Inc.'s extra large sized Stage Pocket, the Double Wide Stage Pocket, is a standard general use vertical slant panel flush stage pocket. The Double Wide Stage Pocket is made of heavy duty steel and may be used to conceal audio, communications, data, electric AC power, switches, video, and voice connections etc. below the floor surface for easy access and to prevent connector damage. The Double Wide Stage Pocket has an extra-large capacity interchangeable panel system which permits easy custom connector/panel configurations.

FEATURES

- **EXTRA LARGE CAPACITY:** The Double Wide Stage Pocket accomodates #PNL-100 Series Panels, #PSW-100 Series Panels, #PNL-120 Series Panels, #PE, and #FP3E Series Panels in an interchangeable multi-panel system making for easy custom configurations. Four (4) **optional** #PNL-100 Series Panels or two (2) **optional** #PNL-120 Series Panel will mount up to 24 "CONNECTRIX", Neutrik®, and/or Switchcraft® type connectors*. Four (4) **optional** #PSW-100 Series Panels will mount up to 24 Switchcraft® type connectors.

- **DURABLE CONSTRUCTION:** Welded steel construction of Double Wide Stage Pocket Lid, Mounting Flange, and Pocket Body resist bending under even the most severe stage loads. The Lid and Mounting Flange is made from 1/8" (nominally 11 ga. (.120")) thick CRS steel while the



ACE BACKSTAGE CO., INC. STAGE POCKET SYSTEMS

24846 Avenue Rockefeller | Suite 200 | Valencia, CA 91355
Tel: 661-295-5760 | Fax: 661-295-1122
Email: orders@acebackstage.com | Web: www.acebackstage.com

DATA SHEET

Stage Pocket
Data Spec Sheet
Revision: 1B.124-224

Model Numbers:	#124-xyyy, #224-xyyy (xx= Lid Type and yy= Finish Type)
Model Name:	Double Wide Stage Pocket - Extra Large Capacity Standard general use Vertical Slant Panel Pocket
Model Description:	Pocket with brushed metal or powder coat finish, choice of lid, with optional panel(s) and connectors

- (16) #8 Self Tapping Sheet Metal/Wood Screws
- (2) Slot Closures

SPECIFICATIONS

ACE Double Wide Stage Pocket Size:

- Double Wide Stage Pocket Body Size:
16.000" W x 4.500" H x 7.156" D
- Double Wide Stage Pocket Lid & Mounting Flange Size:
18.500" W x 0.937" H x 10.500" D

ACE Double Wide Stage Pocket Connector Capacity:

- 24 "Connectrix", Neutrik®, or Switchcraft® Connectors

ACE Double Stage Wide Pocket Install Cutout Dimensions:

- 16.500" W x 8.500" H

ACE Double Wide Stage Pocket Material:

- CRS Steel and/or Solid Half Hard Brass

ACE Double Wide Stage Pocket Panel Capacity:

- (4) #PNL-100 Series "CONNECTRIX" Panels **OR**
- (4) #PSW-100 Series Switchcraft® Panels **OR**
- (4) #PE Series Single Gang Electric Duplex Switch Box Panels **OR**
- (2) #FP3E Series Triple Gang Electric Duplex Switch Box Panels **OR**
- (2) #PNL-120 Series "Connectrix" Panels **OR**
- (4) Any combination of four Panels #PNL-100, #PE, #PSW-100
- (2) Any combination of two Panels #PNL-120, #FP3E

CONNECTOR CAPACITY

ACE Double Wide Stage Pocket Connector Capacity:

- 24 "Connectrix", Neutrik®, or Switchcraft® Connectors

"CONNECTRIX" Connectors combine Neutrik® "D" and Switchcraft® "E" Mounting Hole Patterns for Greater Flexibility

The "CONNECTRIX" system connectors may be used in any of the "CONNECTRIX" system panels utilizing our "CONNECTRIX" cutout which incorporates the popular mounting pattern of the Neutrik "D" and Switchcraft "E" series mounting patterns. Connectors using the generous rectangular "CONNECTRIX" cutout will add to a growing array of adapter-mounted standard connectors. The adapter mount is plastic and provides ground isolation between the panel and connector.

When ordering, please specify connector model number, model name, and type of connector as well as panel model number (#PNL-100 Series, #PNL-120 Series, or #PNL-140 Series) the connectors will be loaded into. NOTE: Specific High Density (HD) and Sub-D pattern connectors will require either 2 or 3 "CONNECTRIX" Horizontal Spaces or 2 or 3 "CONNECTRIX" Vertical Spaces, depending on connectors selected. Connectors may be loaded into panels with nutcerts and nut/bolts or black aluminum pop rivets.

ACE Double Wide Stage Pockets Connector Types:

- "Connectrix" Connectors (fits Neutrik®/Switchcraft®)
- Switchcraft® Connectors
- Custom Panel Connectors (custom panel cutout required)

PANEL CAPACITY

ACE Double Wide Stage Pockets Panel Capacity:

- (4) #PNL-100 Series "CONNECTRIX" Panels **OR**
- (4) #PSW-100 Series Switchcraft® Panels **OR**
- (4) #PE Series Single Gang Electric Duplex Switch Box Panels **OR**
- (2) #FP3E Series Triple Gang Electric Duplex Switch Box Panels **OR**
- (2) #PNL-120 Series "Connectrix" Panels **OR**
- (4) Any combination of four Panels #PNL-100, #PE, #PSW-100
- (2) Any combination of two Panels #PNL-120, #FP3E

"CONNECTRIX" SYSTEM PANEL DESCRIPTION

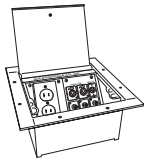
Many pre-cut stock #PNL-100 Series, #PNL-120 Series "CONNECTRIX" System connector panels and #PSW-100 Series Switchcraft® connector panels are available for the Double Wide Stage Pocket. Standard "CONNECTRIX" and Switchcraft® Panels are created from high strength, tough, aircraft aluminum alloy (6061-T6) that is 1/16" (.062") or 1/8" (.125") thick.

The standard panels mount with (4 or 6) self-tapping screws. Each panel is CNC machined to precisely mate with the designated connectors and in the pocket mounting holes. Each Standard "CONNECTRIX" and Switchcraft® Panel is finished with oven cured semi-gloss black powder coat.

Most panels provide header space for custom engraving which is fast and easily accomplished on a separate dedicated CNC engraving machine. The finished panels show bright aluminum in the engraved characters and need not be back filled. ACE standard panels are flat, strong, and rigid like the typical thinner mild steel panels. Because the panels are machined and not punched they stay flat and undistorted unlike punched panels which distort in the punching process.

The machined "CONNECTRIX" style cutouts combine popular mounting patterns of the Neutrik "D" series and Switchcraft "E" series connectors with a generous rectangular cutout that mates with a growing array of adapter-mounted standard connectors. The adapter mount is plastic and provides ground isolation between the panel and connector.

Using the "CONNECTRIX" system panel it is possible to mount any combination of modular jacks (RJ45, RJ11 etc.), BNCs, dual RCAs, mic jacks, speaker jacks and numerous other standard connectors without a single custom punch. This system provides for more connectors and mounting options in stock standard ACE panels. The benefit is faster order turn around and lower cost. Less custom fabrication for custom spec results with off-the-shelf stock prices.



ACE BACKSTAGE CO., INC. STAGE POCKET SYSTEMS

24846 Avenue Rockefeller | Suite 200 | Valencia, CA 91355
Tel: 661-295-5760 | Fax: 661-295-1122
Email: orders@acebackstage.com | Web: www.acebackstage.com

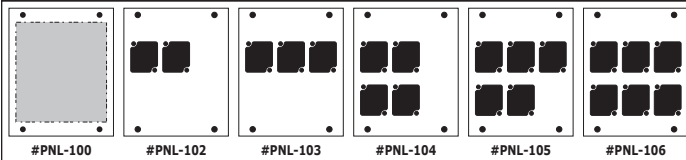
DATA SHEET

Stage Pocket
Data Spec Sheet
Revision: 1B.124-224

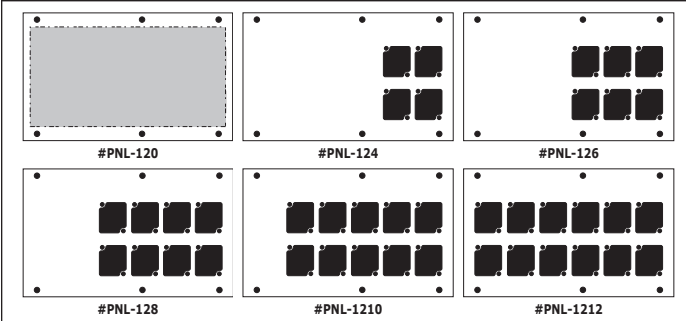
Model Numbers:	#124-xyyy, #224-xyyy (xx= Lid Type and yy= Finish Type)
Model Name:	Double Wide Stage Pocket - Extra Large Capacity Standard general use Vertical Slant Panel Pocket
Model Description:	Pocket with brushed metal or powder coat finish, choice of lid, with optional panel(s) and connectors

DOUBLE WIDE STAGE POCKET "CONNECTRIX" SYSTEM PANEL CONFIGURATIONS

#PNL-100 SERIES PANELS: Any 4 Panels in this series or

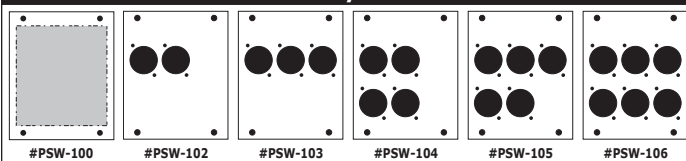


#PNL-120 SERIES PANELS: Any 2 Panels in this series or



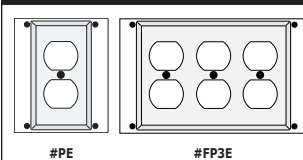
DOUBLE WIDE STAGE POCKET SWITCHCRAFT® "E" MOUNT PANEL CONFIGURATIONS

#PSW-100 SERIES PANELS: Any 4 Panels in this series or



DOUBLE WIDE STAGE POCKET ELECTRICAL PANEL CONFIGURATIONS

#PE SERIES PANELS: 4 #PE Panels or 2 #FP3E Panels or



DOUBLE WIDE STAGE POCKET COMBINATION PANEL CONFIGURATIONS

Panel Combinations of the Following Panel Series

Any combination of four (4) Panel Series
#PNL-100, #PE, #PSW-100
or
Any combination of two (2) Panel Series
#PNL-120 and #FP3E

*NOTE: Connector capacity limitations apply depending on connectors and panels used.

ORDERING OPTIONS

When ordering Stage Pockets please specify:

- 1) Stage Pocket Model Number
- 2) Stage Pocket Model Name
- 3) Stage Pocket Finish Type (Lid & Mounting Flange)
- 4) Stage Pocket Lid Type
- 5) Optional Stage Pocket Panel Model Numbers
- 6) Optional Connectors to be loaded into Panels
- 7) Location of Connectors to be loaded into Panels
- 8) Type of Connector Mounts

DOUBLE WIDE STAGE POCKET MODEL NUMBERS

Model #	Pocket Size	Lid Type	Finish
#124CLBK	124 = Double Wide Pocket	CL = Carpet Lid	BK = Black
#124CLCV	124 = Double Wide Pocket	CL = Carpet Lid	CV = Copper Vein
#124SLBK	124 = Double Wide Pocket	SL = Standard Lid	BK = Black
#124SLCV	124 = Double Wide Pocket	SL = Standard Lid	CV = Copper Vein
#224CLBR	224 = Double Wide Pocket	CL = Carpet Lid	BR = Brass
#224SLBR	224 = Double Wide Pocket	SL = Standard Lid	BR = Brass

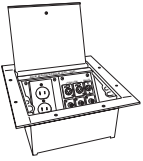
ACCESSORIES

Model #	Description
#104BBX	Double Wide Pocket Back Box
#104BBXW	Double Wide Pocket Back Box, Polyurethane Encapsulated
#104DDBBX	Double Wide Pocket Back Box, Double Deep
#104DDBBXW	Double Wide Pocket Back Box, Double Deep, Poly. Encapsulated
#24BAC	Double Wide Pocket Back Access Cover
#A/C ISO KIT	Double Wide Pocket A.C. Electric Isolation Kit
#FP3E	Double Wide Pocket Triple Gang Duplex Switch Box with Steel Mounting Panel and Aluminum Narrow Triple Duplex Cover
#PE	Double Wide Pocket Single Gang Duplex Switch Box with Steel Mounting Panel and Steel Narrow Duplex Cover
#PNL-100	PNL-100 Series Panels mount up to 6 "Connectrix" connectors
#PNL-120	PNL-120 Series Panels mount up to 12 "Connectrix" connectors
#PSW-100	PSW-100 Series Panels mount up to 6 Switchcraft® connectors
#CNCTRS	"Connectrix", Switchcraft®, and Custom Panel Connectors

PRICING

ACE BACKSTAGE CO., INC.'S Retail Price Guide may be downloaded as a single Adobe PDF file (.pdf), Microsoft Excel Spreadsheet file (.xls), Image File (.jpg) or Text file (.txt). Ace's Retail Price Guide may only be downloaded and viewed by qualified contractors and dealers.

Note: Prices are U.S. suggested and provided as a guideline only. Actual prices may vary from dealer to dealer and are subject to change without notice. If you are a contractor or dealer and would like to receive Ace Backstage Co., Inc.'s Confidential Dealer Price Guide call 661-295-5760 so that we may begin the qualification process.



ACE BACKSTAGE CO., INC. STAGE POCKET SYSTEMS

24846 Avenue Rockefeller | Suite 200 | Valencia, CA 91355
 Tel: 661-295-5760 | Fax: 661-295-1122
 Email: orders@acebackstage.com | Web: www.acebackstage.com

DATA SHEET

Stage Pocket
 Data Spec Sheet
 Revision: 1B.124-224

Model Numbers:	#124-xyyy, #224-xyyy (xx= Lid Type and yy= Finish Type)
Model Name:	Double Wide Stage Pocket - Extra Large Capacity Standard general use Vertical Slant Panel Pocket
Model Description:	Pocket with brushed metal or powder coat finish, choice of lid, with optional panel(s) and connectors

DOUBLE WIDE STAGE POCKET SPECIFICATIONS

